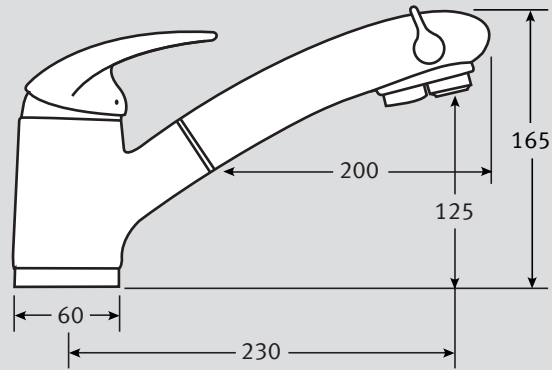


Dolphin Spray Specifications

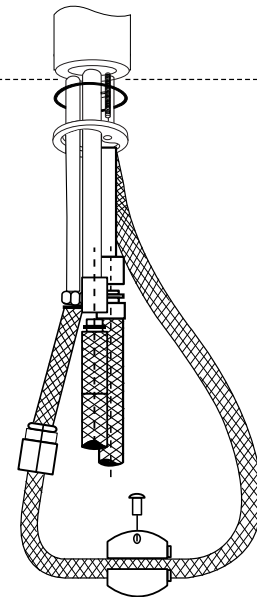
- Single lever mixer
- Pull out spray rinse
- Modern design
- Colour coded handle
- Available in Chrome or Silksteel
- Co-ordinates with a wide range of sinks
- Requires 35mm tap hole
- Fully guaranteed with nationwide servicing*



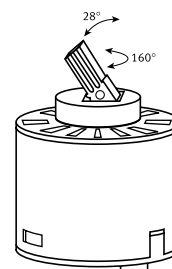
Material:	Solid brass body Hand held wand in ABS
Type:	Ceramic Disc Cartridge
Spout:	Single hose with switch loop for Spray/Rinse mode
Tails:	2 x 10mm Copper tails fitted 2 x non Return valves supplied
Tap Height:	125 (overall tap height 165)
Spout Reach:	230 Metal Hose 1.27m
Handle Width:	N/A
Colours:	Chrome or SilkSteel
Maximum Water Pressure:	75 PSI (5 bar)
Maximum hot-water Temperature:	70°C
Recommended hot water Temperature:	65°C
Guarantee:-	Valve: 5 year Surface: 1 year
Joints:	It is recommended that compression fittings are used to link the tap to the supply.

Some taps may require bracing to avoid flexing of the sink ledge.

Tails: Factory Fitted



Valve Mechanism:



* South Services: 0870 241 5632 * Central Services: 01782 599258 All Franke taps are designed to conform with Water Research Council Requirements.
NB. Ceramic disc taps in certain installations or where there is a low head of water (below 4 metres) may not provide adequate flow rates. You are advised to check with your supplier. The minimum supply pressure for **Hot** water should be 1 bar to operate the rinse. The optimum is 2 bar from a balanced system (hot and cold).