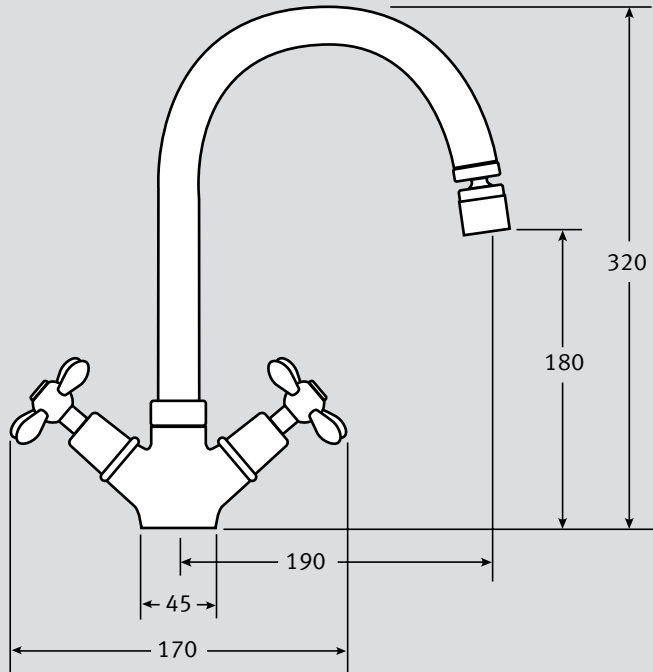


Professional Rotaflow Specifications

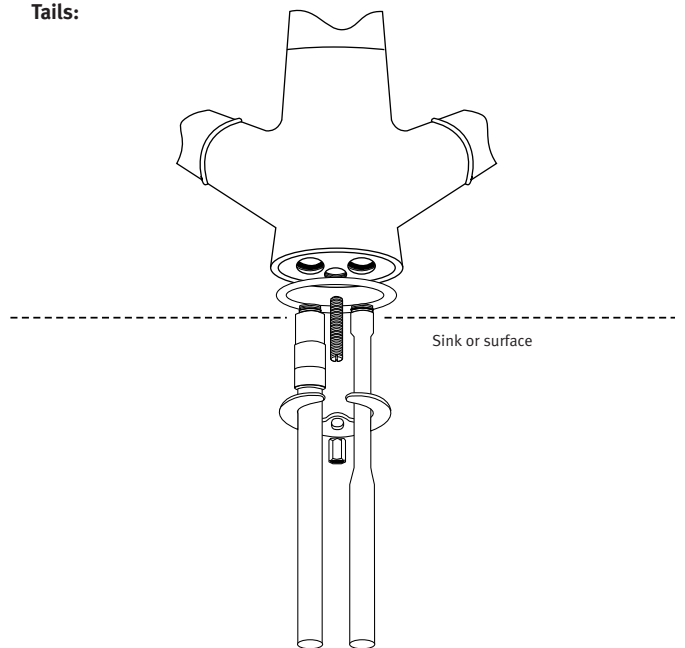
- Compression valve tap assembly
- Screw down collar
- Attractive petal hand wheel design
- Coded indices
- High arc spout
- Swivel aerator for directional control
- Available in Chrome, Silksteel, and Fraganite finishes
- Co-ordinates with a wide range of sinks
- Requires 35mm tap hole
- Fully guaranteed with nationwide servicing*



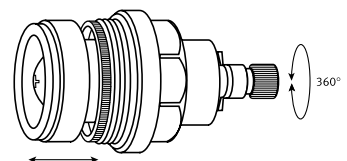
Material:	Solid brass body and brass spout	
Type:	Compression valve mixer tap	
Spout:	Tubular biflow spout with removable swivel aerator. Screw down collar.	
Tails:	Screw-in 15mm copper tails supplied with one built in non-return valve. Fixing kit supplied for body.	
Tap Height:	180 (overall tap height 320)	
Spout Reach:	190	
Handle Width:	170	
Colours:	Chrome, SilkSteel, Fraganite White, Oatmeal or Champagne	
Maximum Water Pressure:	75 PSI (5 bar)	
Maximum Hot-Water Temperature:	70°C	
Recommended Hot-Water Temperature:	65°C	
Guarantee:-	Valve:	5 year
	Surface:	1 year
Joints:	It is recommended that compression fittings are used to link the tap to the supply.	

Some taps may require bracing to avoid flexing of the sink ledge.

Tails:



Valve Mechanism:



* Central Services: 01782 599258 All Franke taps are designed to conform with Water Research Council Requirements.

NB. Ceramic disc taps in certain installations or where there is a low head of water (below 4 metres) may not provide adequate flow rates. You are advised to check with your supplier.